

# Atlas Copco

Oil-injected Rotary Screw Compressors

GA 30+-90/GA 37-90 VSD (30-90 kW/40-125 hp)



*Sustainable Productivity*

**Atlas Copco**

# The ultimate smart solution that fits

Atlas Copco's GA compressors bring you outstanding performance, flexible operation and the highest productivity, while minimizing the total cost of ownership. With a choice of three premium compressor series you will certainly find the compressed air solution that perfectly matches your requirements. Built to perform even in the harshest environments, our products keep your production running efficiently.



## HIGHEST RELIABILITY

The GA series are designed, manufactured and tested in accordance with ISO 9001, ISO 14001 and ISO 1217, Ed. 3, Annex C. Ensuring a long and trouble-free life at the lowest operating cost, the GA contains the latest generation of Atlas Copco's innovative oil-injected screw element.



## REDUCED ENERGY COSTS

The cost of compressed air can represent over 40% of your total electrical costs. Our GA<sup>+</sup> compressors can reduce energy costs and overall compressor lifecycle costs (LCC) thanks to the use of our highly efficient element. Furthermore, the GAVSD additionally reduces energy costs up to 35% by automatically adjusting the air supply to the customer's air demand.



## AIR SYSTEM INTEGRATION

The GA<sup>+</sup> WorkPlace Air System can be placed where you need it. Its low noise operation and integrated air treatment equipment eliminate the need for a separate compressor room. Moreover, all compressors are delivered ready for use, reducing installation costs to a minimum.



### GA: PREMIUM COMPRESSOR

- Premium quality and improved serviceability at the lowest initial investment.
- Increased reliability through its maintenance-free drive system.
- Environmentally friendly integrated dryer across the complete compressor range, providing excellent dry air as well as reducing installation costs and floor space.
- Total control and assured efficiency with the new Elektronikon® controller.

# GA

### GA+: INDUSTRY-LEADING PERFORMANCE

Offering top performance and total reliability, our products answer your advanced needs.

- Industry-leading Free Air Delivery.
- Low power consumption and noise emission.
- Environmentally friendly integrated dryer across the complete compressor range, providing excellent dry air as well as reducing installation costs and floor space.
- Easy monitoring and maintenance thanks to the new Elektronikon® graphic controller with high-definition color display.
- Increased reliability through its maintenance-free drive system.

# GA+

### GA VSD: ULTIMATE ENERGY SAVER

Minimized energy consumption for the most demanding applications, making major energy savings a reality.

- Average energy savings up to 35%.
- Advanced Variable Speed Drive technology.
- Flexible pressure selection: 4-13 bar.
- Integrated, premium-efficiency dryer across the complete compressor range, providing excellent dry air and reducing installation costs. With the Dryer Saver Cycle integrated in the GA 37-90 VSD, savings up to 60% of electricity for the dryer can be realized.
- Easy monitoring and maintenance thanks to the new Elektronikon® graphic controller with high-definition color display.

# GA VSD





# High reliability and smart energy



## BUILT TO LAST


- The drive system is 100% maintenance-free and protected against dirt and dust, thus eliminating the risks inherent to the greasing of the conventional motor bearings. ①
- IP55 high-efficiency electrical motor designed for continuous operation.
- A high-efficiency oil filter ( $\beta_{12}=75$ ; compliant with ISO 16889) removes 300% smaller particles than a conventional filter, providing clean oil to extend the lifetime of all lubricated parts in the compressor. ②
- Operating temperatures are strictly regulated – even in ambient temperatures up to 55°C/131°F\* – thanks to innovative technology and the cooling of the electrical cubicle. ⑤
- The inlet valve is operated through vacuum and air pressure to offer superior reliability compared to spring operated inlet valves with external pilot air connections.

\* Standard up to 46°C/115°F



## PROTECTING YOUR PRODUCTION

- The after-cooler with integrated water separator removes nearly 100% of condensate, avoiding the risk of corrosion in downstream equipment and improving air quality compared to conventional separators. ③
- The electronic no-loss water drain communicates with the compressor controller to ensure the constant removal of condensate. In case of plant power loss, condensate can continue to be removed by the integrated manual bypass. ④
- A heavy-duty air intake filter protects the compressor components by removing 99.9% of dirt particles down to 3 microns. ⑧
- Monitor your machines remotely, using a simple Ethernet connection, thanks to the new Elektronikon® with a built-in web server. ⑨
- Protecting downstream air equipment in all working conditions: the integrated dryer, with optional DD and PD filters, avoids condensation and corrosion in the network, resulting in an oil carryover as low as 0.001 ppm.



## THE LATEST ELEMENT TECHNOLOGY

Atlas Copco is committed to developing a highly efficient screw element for each GA generation. Developed from extensive R&D by dedicated Atlas Copco engineers, the latest version of the patented oil-injected rotary screw element provides unrivaled efficiency and reliability.



## REDUCED ENERGY COSTS

- Centralized control via Elektronikon® with new algorithms results in the reduction of system pressure and energy consumption.
- The new integrated dryer on models GA 37\*-90 — with refrigerant R410A, fan saver cycle, and low pressure drop in heat exchanger — results in significant energy savings and lower operating costs with reduced global warming potential.
- Innovative filter material removes oil particles from the compressed air while minimizing pressure drop. This results in optimal air quality at the highest efficiency. ⑥
- Recuperate up to 80% of your energy for other industrial applications with the optional energy recovery system. ⑩
- The inlet valve is sized for maximum flow to eliminate any inefficient pressure drops. ⑦



## EFFORTLESS MAINTENANCE

- The high-tech Elektronikon® graphic controller's monitoring features include: warning indications, maintenance scheduling and an online visualization of your machine's conditions.
- The non-drive-end side motor bearing is greased for life, which eliminates the need for maintenance.
- The use of high-quality consumables that have a long lifetime (up to 8,000 hours) and can be easily serviced.



GA 30\*-37-45

Both the after-cooler with integrated water separator ③ and the electrical cubicle cooling booster ⑤ are located at the back of the compressor.



# Excellence in air quality

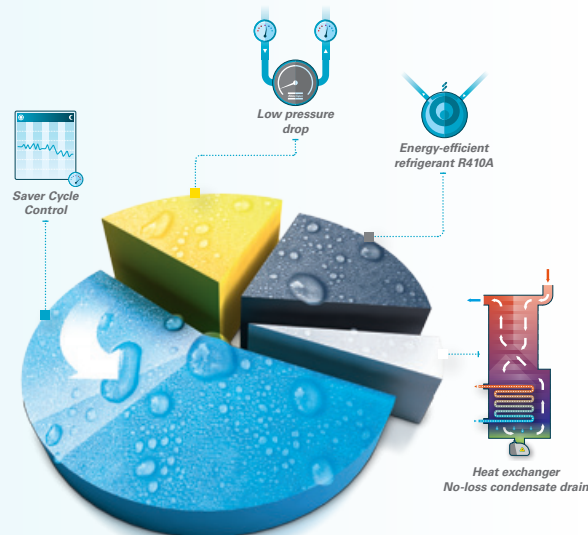
Untreated compressed air contains moisture, aerosols and dirt particles that can damage your air system and contaminate your end product. The resulting maintenance costs can far exceed air treatment costs. Our compressors provide the clean, dry air that improves your system's reliability, avoiding costly downtime and production delays, and safeguarding the quality of your products.

Clean, treated air also reduces the risk of corrosion and leaks in your compressed air system, leading to substantial cost savings. Furthermore, with leaks and energy waste minimized and the unsafe disposal of untreated condensate eliminated, you can protect the environment and conform to stringent international regulations.

## SAVINGS FEATURES

### → ON AVERAGE 40% ENERGY SAVINGS WITH R410A INTEGRATED DRYERS

- Global warming potential has been reduced significantly by an average of 50% with the introduction of the R410A refrigerant.
- Use of energy-efficient refrigerant R410A reduces operating costs.
- Environmentally friendly characteristics.
- Unique Saver Cycle Control, with ambient temperature sensor and based on dryer load and relative humidity of compressed air, saves energy at partial load.
- Heat exchanger technology with low pressure drop.
- Zero waste of compressed air thanks to no-loss condensate drain.
- Pressure dew point of 3°C (100% relative humidity at 20°C).
- Standard R404A refrigerant on models GA 30\*-45.



## INTEGRATED PURITY



The optional DD/PD filters and integrated refrigerant air dryer (IFD) efficiently remove moisture, aerosols and dirt particles to protect your investment. This quality air prolongs the life of downstream equipment, increasing efficiency and ensuring quality in your final product.

ISO QUALITY CLASS*	DIRT PARTICLE SIZE	WATER PRESSURE DEW POINT**	OIL CONCENTRATION
3.-4	3 microns	-	3 ppm
3.4.4	3 microns	+3°C, 37°F	3 ppm
2.4.2	1 micron	+3°C, 37°F	0.1 ppm
1.4.1	0.01 microns	+3°C, 37°F	0.01 ppm

\* The table values reflect the maximum limits according to the temperature ISO gravity class.

\*\* Water pressure dew point based on 100% RH at 20°C/68°F.

# WorkPlace: complete versatility, total capability

With its compact footprint, low noise operation and integration of air and condensate treatment equipment, the GA<sup>+</sup> offers complete versatility for your production. The GA<sup>+</sup>'s integrated

design allows the compressor to be placed on the production floor, creating strong energy savings for your business.

## LOWERED INSTALLATION COSTS

- The GA<sup>+</sup> can operate close to the point of use – eliminating the need for a dedicated compressor room.
- The GA<sup>+</sup> is delivered ready for use – minimizing production downtime and reducing installation costs.



*A conventional compressor, with external filtration equipment and high noise operation, has to be placed away from the production area. This lack of integration can raise installation costs.*

- With filtration equipment integrated, the GA<sup>+</sup> reduces the need for costly external piping and minimizes pressure drop.



*The GA<sup>+</sup> WorkPlace, with its low noise operation and integrated condensate and air treatment equipment, can be placed directly at your point of use. This integration saves space and reduces piping costs.*

## REDUCED ENERGY AND MAINTENANCE COSTS

- With less external piping, the GA<sup>+</sup> minimizes pressure drop across the system which can reduce energy costs.
- The filtration system produces clean air to prevent network corrosion – minimizing energy, repair and maintenance costs.

- The GA<sup>+</sup> operates at the lowest possible system pressure to reduce energy costs thanks to the Elektronikon® advanced monitoring system.

## INTEGRATED CONDENSATE MANAGEMENT



- OSCi is an efficient integrated solution that removes oil from condensate.
- Oil carryover contained in condensate can harm the environment.
- Treated condensate protects water, wildlife and ecosystems.
- The delivered water is harmless and can be disposed in a sewage system, reducing disposal costs.

# A step ahead in monitoring and controls

The next-generation Elektronikon® operating system offers a great variety of control and monitoring features that allow you to increase your compressor's efficiency and reliability. To maximize energy efficiency, the Elektronikon® controls the main drive motor and regulates system pressure within a predefined and narrow pressure band.

## GA 37-90 VSD & GA 30+-90: ADVANCED ELEKTRONIKON® GRAPHIC CONTROLLER

- Improved user-friendliness: 3.5-inch high-definition color display with clear pictograms and extra 4th LED indicator for service.
- Internet-based compressor visualization using a simple Ethernet connection.
- Increased reliability: new, user-friendly, multilingual user interface and durable keyboard.
- Automatic restart after voltage failure.
- Dual pressure set point.
- More flexibility: four different week schedules that can be programmed for a period of 10 consecutive weeks.
- On-screen Delayed Second Stop function and VSD savings indication.
- Graphical indication Serviceplan.
- Remote control and connectivity functions.
- Software upgrade available to control up to 6 compressors by installing the optional integrated compressor controller.
- 32 language settings.



## GA 37-45: ELEKTRONIKON® CONTROLLER


- Improved ease of use: intuitive navigation system with clear pictograms and extra 4th LED indicator for service.
- Visualization through web browser using a simple Ethernet connection.
- Easily upgradeable.
- Increased reliability: more durable keyboard.
- Automatic restart after voltage failure.
- Delayed Second Stop function.
- Option to upgrade to the advanced Elektronikon® graphic controller.



Monitor your compressors over the Ethernet with the new Elektronikon® controllers. Monitoring features include warning indications, compressor shut-down and maintenance scheduling.

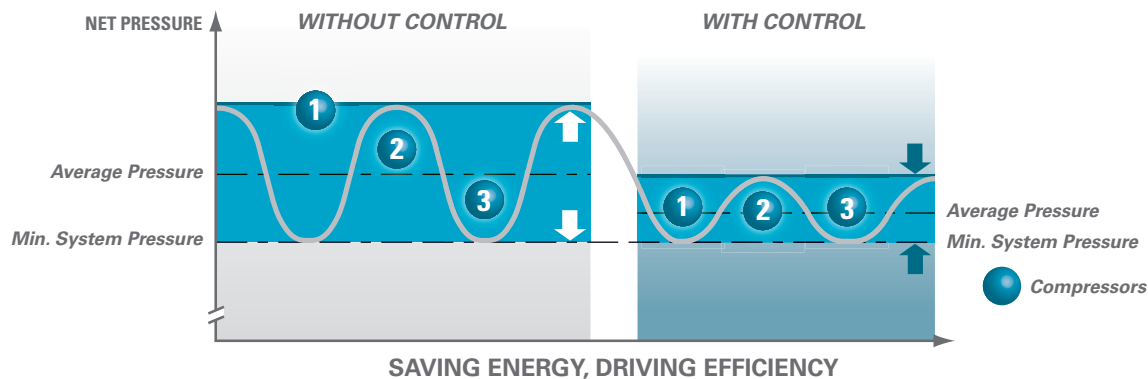


## OPTIONAL INTEGRATED COMPRESSOR CONTROLLER



Install, with a simple license, the optional integrated compressor controller and get simple, central control to reduce system pressure and energy consumption in installations of up to 4 (ES4i) or 6 (ES6i) compressors.

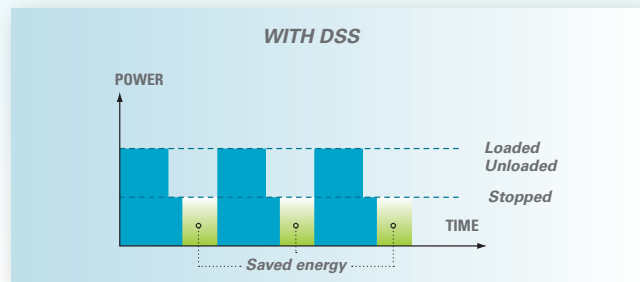
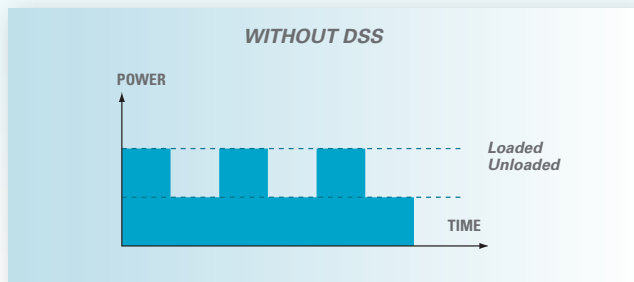
*The Elektronikon® continuously monitors critical parameters. Monitoring features include service and warning indications, error detection, compressor shut-down and maintenance scheduling.*



## DUAL PRESSURE SET POINT & DELAYED SECOND STOP

Most production processes create fluctuating levels of demand which, in turn, can create energy waste in low use periods. Using either the standard or graphic Elektronikon® controller, you can manually or automatically create two different system pressure bands to optimize energy use and reduce costs at low

use times. In addition, the sophisticated Delayed Second Stop (DSS) runs the drive motor only when needed. As the desired system pressure is maintained while the drive motor's run time is minimized, energy consumption is kept at a minimum.



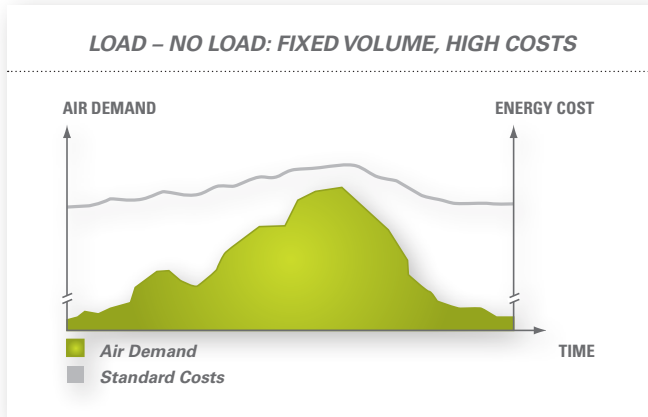
## SAVER CYCLE



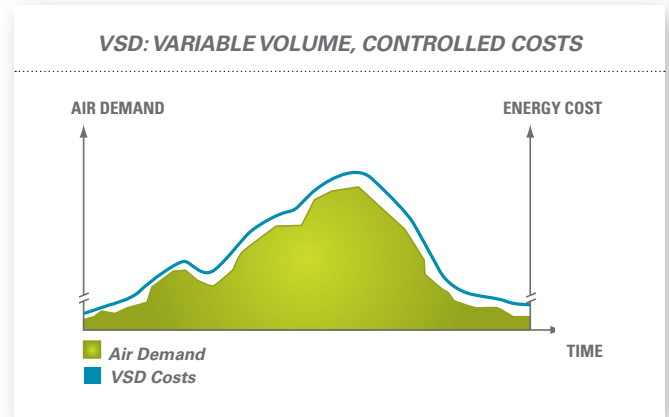
Saver Cycle technology reduces the energy consumption of the integrated refrigerant dryers with the fan in light load applications. Using an ambient sensor to monitor the required dew point suppression, the Elektronikon® starts and stops the dryer and the fan, minimizing energy use and protecting the air system from corrosion.

# Variable Speed Drive: driving down energy costs

Energy can represent over 70% of a compressor's lifecycle costs (LCC). Generating compressed air can account for more than 40% of a plant's total electricity bill. Most production environments have a fluctuating air demand depending on the time of day, week, or even months per year. Atlas Copco's Variable Speed Drive (VSD) technology mirrors air usage - automatically adjusting the motor speed depending on demand. With VSD technology, Atlas Copco has made major energy cost savings a reality, while helping to protect the environment for future generations.

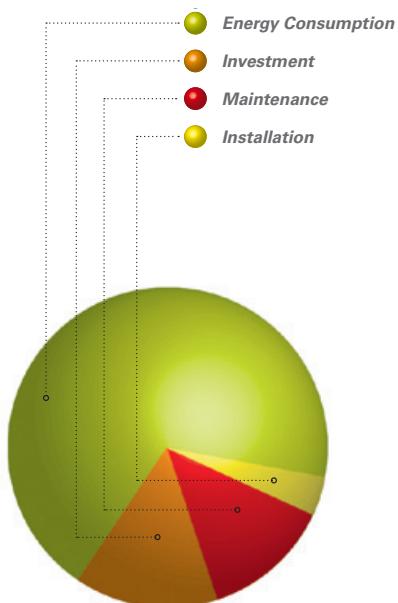


Traditional compressors working with a full load, no load control operate between two set pressure points. When maximum pressure is reached, the compressor goes off load. During periods of medium to low air demand, the no load power consumption can be excessive – wasting large amounts of energy.

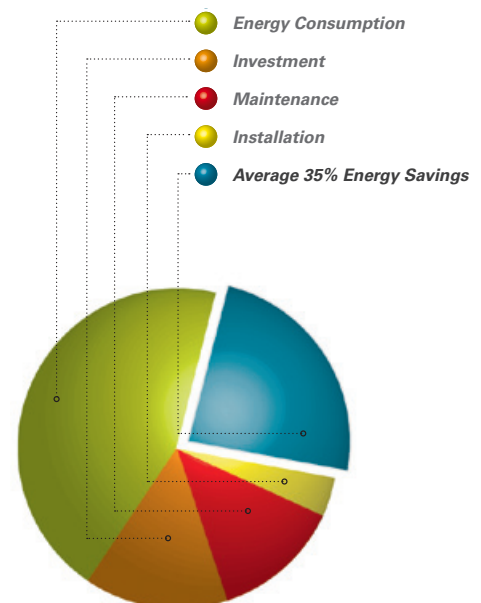


Because there is no unnecessary power generated, the GA VSD can reduce energy costs by 35% or more. Lifecycle costs (LCC) of the compressor can be reduced by an average of 22%. In general, the extra cost of a VSD compressor compared to a fixed speed one can be earned back after just one to two years.

**LIFECYCLE COSTS OF A COMPRESSOR**



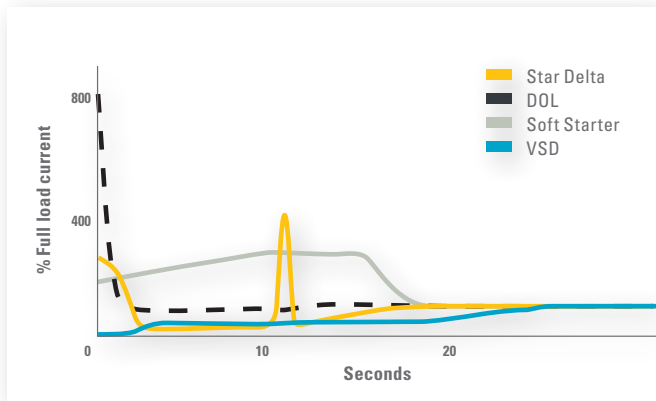
**LIFECYCLE COSTS OF A VSD COMPRESSOR**



## GA VSD REDUCES ENERGY COSTS

- Eliminating the inefficient transition period from full to no load power.
- Avoiding excessive off-load power consumption.
- Maintaining the net pressure band to within 0.10 bar, 1.5 psi.
- Reducing overall average working pressure.
- Minimizing system leakage due to a lower system pressure.
- Offering flexible pressure selection from 4 to 13 bar with electronic gearing to ensure lowered electricity costs.
- Tested according to EMC directives (89/336/EE2).

## NO CURRENT PEAKS

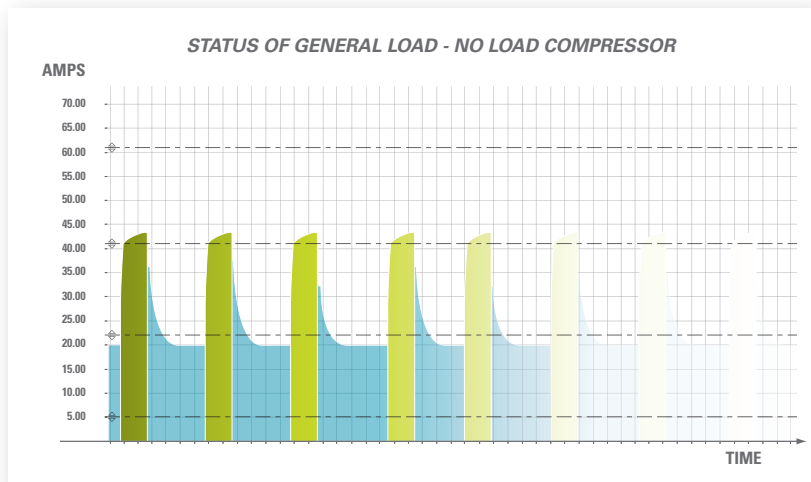


*Increasing flexibility with gradual motor ramp-up to avoid electricity surges.*

## HOW MUCH CAN YOU SAVE?

Using innovative real-time measuring equipment and sophisticated analysis software, Atlas Copco engineers can help you map the load/air demand profile of your current compressor installation and demonstrate the potential energy savings using Atlas Copco's

VSD compressors. This unique service allows you to obtain full control of your compressed air system and make conscious future investment decisions.



■ Unload and blow-off losses

## ADDITIONAL VSD BENEFITS

### The GA VSD adapts to the flow and controls your costs:

- The electric motor, which is specifically designed for VSD operation (inverter duty motor), thus enables the compressor to start under full load, thereby overcoming additional required torque.
- The motor bearings are protected against induced bearing current, thus increasing reliability.

- The Elektronikon® Graphic controls the compressor with feedback from the integrated converter, thus ensuring maximum efficiency and complete protection of the compressor.
- High operating speed range allowing further reduced operating costs.
- EMC filter and overvoltage protection included as standard.





# Optimize your system

Some applications may need or may benefit from additional options and more refined control and air treatment systems. To meet these needs, Atlas Copco has developed options and easily integrated compatible equipment.

		GA 30*-90	GA 37-90 VSD
AIR TREATMENT	Integrated filter kit class 1*	•	•
	Integrated filter kit class 2*	•	•
	Dryer bypass*	•	•
CONDENSATE MANAGEMENT	OSCi (except for GA 30-45)	•	•
PROTECTION	Oil retaining frame	•	•
	Motor space heater	N/A	•
	Motor space heater + thermistors	•	N/A
	Water shut-off valve**	•	•
	Phase sequence relay	•	N/A
	Tropical thermostat	•	N/A
	Freeze protection	•	•
	NEMA 4 cubicle	•	N/A
	NEMA 4X cubicle	•	N/A
	Prefilter	•	•
	5% choke	N/A	•
PUBLIC WORKS	Rain protection	•	•
	Main power isolator switch	•	•
	Lifting device	•	•
COMMUNICATION	ES 100 relays***	•	N/A
	AIRconnect	•	•
	Elektronikon® Graphic upgrade (only for GA 37 & 45)	N/A	N/A
	ES4i/ES6i (for Elektronikon® Graphic)	•	•
	Digital I/O expansion module	•	•
OILS	Food grade oil	•	•
	Roto – Xtend duty oil	•	•
GENERAL OPTIONS	Energy recovery	•	•
	Power duct fan	•	•
	Modulating control	•	N/A
	High-ambient temperature version (HAV 55°C, 131°F)****	•	•
	IT/TT ancillaries	N/A	•

\* FF units only. \*\* Water-cooled units. \*\*\* Includes potential-free contacts: motor running, compressor load/unload. \*\*\*\* FF units max. 50°C, 122°F.

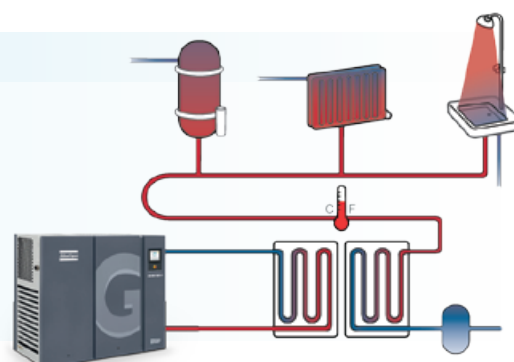
## Recover and save energy

As much as 90% of the electrical energy used by a compressed air solution is converted into heat. Using Atlas Copco's integrated energy recovery systems, it is feasible to recover up to 75% of that power input as hot air or hot water without any influence

on the compressor's performance. Through efficient usage of the recovered energy, you bring about important energy cost savings and obtain a high return on investment.

### APPLICATIONS

- Auxiliary or main heating of warehouses, workshops...
- Industrial process heating
- Water heating for laundries, industrial cleaning and sanitary facilities
- Canteens and large kitchens
- Food industry
- Chemical and pharmaceutical industries
- Drying processes



# Technical specifications GA 30<sup>+</sup>-90 (50 Hz versions)

COMPRESSOR TYPE	Max. working pressure WorkPlace			Capacity FAD*			Installed motor power		Noise level**	Weight WorkPlace	Weight WorkPlace Full Feature
	bar(e)	psig		l/s	m³/min	cfm	kW	hp	dB(A)	kg/lbs	kg/lbs
50 Hz VERSION											
GA 30*	7.5	7.5	109	96	5.8	203	30	40	65	780/1720	855/1885
	8	8	116	93	5.6	197	30	40	65	780/1720	855/1885
	10	10	145	80	4.8	170	30	40	65	780/1720	855/1885
	13	13	189	65	3.9	138	30	40	65	780/1720	855/1885
GA 37	7.5	7.5	109	107	6.4	227	37	50	69	787/1735	862/1900
	8	8	116	105	6.3	222	37	50	69	787/1735	862/1900
	10	10	145	93	5.6	197	37	50	69	787/1735	862/1900
	13	13	189	75	4.5	159	37	50	69	787/1735	862/1900
GA 37*	7.5	7.5	109	118	7.1	250	37	50	65	1000/2205	1120/2469
	8	8	116	115	6.9	244	37	50	65	1000/2205	1120/2469
	10	10	145	99	5.9	210	37	50	65	1000/2205	1120/2469
	13	13	189	81	4.9	172	37	50	65	1000/2205	1120/2469
GA 45	7.5	7.5	109	129	7.7	273	45	60	72	821/1810	896/1975
	8	8	116	121	7.3	256	45	60	72	821/1810	896/1975
	10	10	145	109	6.5	231	45	60	72	821/1810	896/1975
	13	13	189	91	5.5	193	45	60	72	821/1810	896/1975
GA 45*	7.5	7.5	109	143	8.6	303	45	60	66	1030/2271	1150/2535
	8	8	116	134	8.0	284	45	60	66	1030/2271	1150/2535
	10	10	145	121	7.3	256	45	60	66	1030/2271	1150/2535
	13	13	189	101	6.1	214	45	60	66	1030/2271	1150/2535
GA 55	7.5	7.5	109	165	9.9	350	55	75	69	1145/2524	1305/2877
	8	8	116	155	9.3	328	55	75	69	1145/2524	1305/2877
	10	10	145	144	8.6	305	55	75	69	1145/2524	1305/2877
	13	13	189	124	7.4	263	55	75	69	1145/2524	1305/2877
GA 55*	7.5	7.5	109	177	10.6	375	55	75	66	1430/3152	1580/3483
	8	8	116	168	10.1	356	55	75	66	1430/3152	1580/3483
	10	10	145	145	8.7	307	55	75	66	1430/3152	1580/3483
GA 75	7.5	7.5	109	218	13.1	462	75	100	73	1500/3307	1650/3638
	8	8	116	205	12.3	434	75	100	73	1500/3307	1650/3638
	10	10	145	184	11.0	390	75	100	73	1500/3307	1650/3638
	13	13	189	162	9.7	343	75	100	73	1500/3307	1650/3638
GA 75*	7.5	7.5	109	245	14.7	519	75	100	68	1530/3373	1680/3703
	8	8	116	230	13.8	487	75	100	68	1530/3373	1680/3703
	10	10	145	204	12.2	432	75	100	68	1530/3373	1680/3703
	13	13	189	171	10.2	362	75	100	68	1530/3373	1680/3703
GA 90	7.5	7.5	109	270	16.2	572	90	125	73	1580/3483	1730/3813
	8	8	116	261	15.6	553	90	125	73	1580/3483	1730/3813
	10	10	145	235	14.1	498	90	125	73	1580/3483	1730/3813
	13	13	189	200	12.0	424	90	125	73	1580/3483	1730/3813

GA 30<sup>+</sup>-37-45

W: 1395 mm, 54.8"  
D: 865 mm, 34"  
H: 1625 mm, 63.9"



GA 37<sup>+</sup>-45<sup>+</sup>-55-75  
and GA 37-45-55 VSD

W: 2040 mm, 80.3"  
D: 970 mm, 38.2"  
H: 1802 mm, 70.9"

GA 55<sup>+</sup>-75<sup>+</sup>-90  
and GA 75-90 VSD

W: 2290 mm, 90"  
D: 1080 mm, 42.5"  
H: 1960 mm, 77"



# Technical specifications GA 30<sup>+</sup>-90 (60 Hz versions)

COMPRESSOR TYPE		Max. working pressure WorkPlace		Capacity FAD*			Installed motor power		Noise level**	Weight WorkPlace	Weight WorkPlace Full Feature
		bar(e)	psig	l/s	m³/min	cfm	kW	hp	dB(A)	kg/lbs	kg/lbs
60 Hz VERSION											
GA 30+	100	7.4	107	96	5.8	203	30	40	65	780/1720	855/1885
	125	9.1	132	86	5.2	182	30	40	65	780/1720	855/1885
	150	10.8	157	77	4.6	161	30	40	65	780/1720	855/1885
	175	12.5	181	68	4.1	144	30	40	65	780/1720	855/1885
GA 37	100	7.4	107	110	6.6	233	37	50	69	787/1735	862/1900
	125	9.1	132	100	6	212	37	50	69	787/1735	862/1900
	150	10.8	157	93	5.6	197	37	50	69	787/1735	862/1900
	175	12.5	181	80	4.8	170	37	50	69	787/1735	862/1900
GA 37+	100	7.4	107	117	7.0	248	37	50	65	1000/2205	1120/2469
	125	9.1	132	107	6.4	227	37	50	65	1000/2205	1120/2469
	150	10.8	157	96	5.8	203	37	50	65	1000/2205	1120/2469
	175	12.5	181	87	5.2	184	37	50	65	1000/2205	1120/2469
GA 45	100	7.4	107	129	7.7	273	45	60	72	821/1810	896/1975
	125	9.1	132	116	7	246	45	60	72	821/1810	896/1975
	150	10.8	157	110	6.6	233	45	60	72	821/1810	896/1975
	175	12.5	181	95	5.7	201	45	60	72	821/1810	896/1975
GA 45+	100	7.4	107	143	8.6	303	45	60	66	1030/2271	1150/2535
	125	9.1	132	127	7.6	269	45	60	66	1030/2271	1150/2535
	150	10.8	157	115	6.9	244	45	60	66	1030/2271	1150/2535
	175	12.5	181	105	6.3	222	45	60	66	1030/2271	1150/2535
GA 55	100	7.4	107	170	10.2	360	55	75	69	1145/2524	1305/2877
	125	9.1	132	151	9.1	320	55	75	69	1145/2524	1305/2877
	150	10.8	157	137	8.2	290	55	75	69	1145/2524	1305/2877
	175	12.5	181	126	7.6	267	55	75	69	1145/2524	1305/2877
GA 55+	100	7.4	107	176	10.6	373	55	75	67	1430/3152	1580/3483
	125	9.1	132	157	9.4	333	55	75	67	1430/3152	1580/3483
	150	10.8	157	136	8.2	288	55	75	67	1430/3152	1580/3483
GA 75	100	7.4	107	219	13.1	464	75	100	73	1500/3307	1650/3638
	125	9.1	132	195	11.7	413	75	100	73	1500/3307	1650/3638
	150	10.8	157	174	10.4	369	75	100	73	1500/3307	1650/3638
	175	12.5	181	169	10.1	358	75	100	73	1500/3307	1650/3638
GA 75+	100	7.4	107	239	14.3	506	75	100	69	1530/3373	1680/3703
	125	9.1	132	213	12.8	451	75	100	69	1530/3373	1680/3703
	150	10.8	157	193	11.6	409	75	100	69	1530/3373	1680/3703
	175	12.5	181	176	10.6	373	75	100	69	1530/3373	1680/3703
GA 90	100	7.4	107	273	16.4	578	90	125	74	1580/3483	1730/3819
	125	9.1	132	252	15.1	534	90	125	74	1580/3483	1730/3819
	150	10.8	157	230	13.8	487	90	125	74	1580/3483	1730/3819
	175	12.5	181	204	12.2	432	90	125	74	1580/3483	1730/3819

\* Unit performance measured according to ISO 1217, Ed. 3, Annex C-1996.

## Reference conditions:

- Absolute inlet pressure 1 bar (14.5 psi)
- Intake air temperature 20°C, 68°F

## FAD is measured at the following working pressures:

- 7.5 bar versions at 7 bar
- 8 bar versions at 7.5 bar
- 10 bar versions at 9.5 bar
- 13 bar versions at 12.5 bar

\*\* A-weighted emission sound pressure level at the work station, Lp WSA (re 20 µPa) dB (with uncertainty 3 dB).  
Values determined according to noise level test code ISO 2151 and noise measurement standard ISO 9614.

Pressure dew point of integrated refrigerant dryer at reference conditions: 2°C to 3°C, 36°F to 37°F.

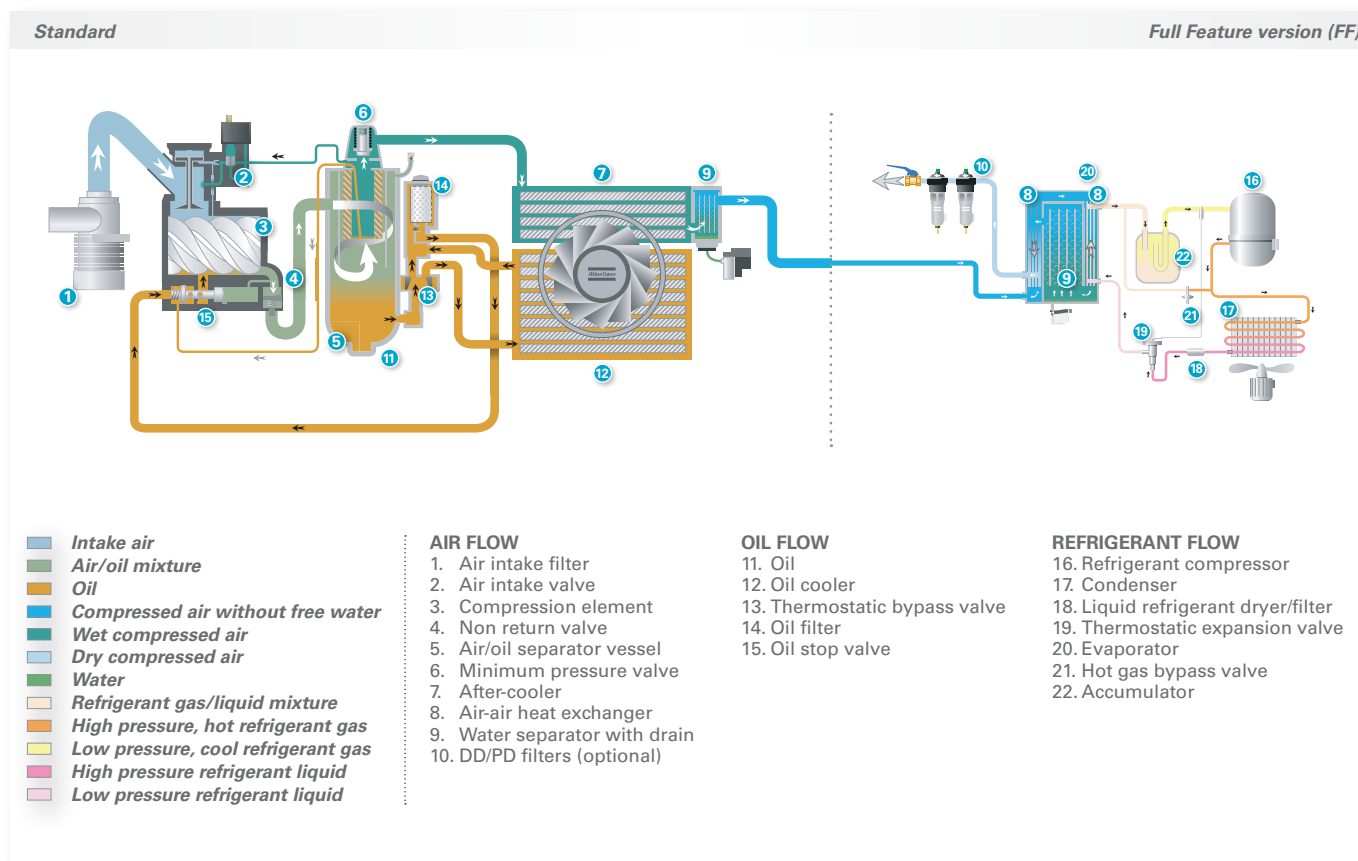


# Technical specifications GA 37-90 VSD

COMPRESSOR TYPE	Max. operating pressure Workplace		Capacity FAD*			Installed motor power		Noise level** (50/60 Hz)	Weight Workplace	Weight Workplace Full Feature
	bar(e)	psig	l/s	m³/min	cfm	kW	hp	dB(A)	kg/lbs	kg/lbs
<b>50/60 Hz VERSION</b>										
GA 37 VSD	4	58	26-122	1.5-7.3	54-259	37	50	67/68	1000/2205	1120/2469
	7	102	25-121	1.5-7.3	54-256	37	50	67/68	1000/2205	1120/2469
	10	145	24-104	1.4-6.2	52-220	37	50	67/68	1000/2205	1120/2469
	13	188	23-84	1.3-5.0	51-178	37	50	67/68	1000/2205	1120/2469
GA 45 VSD	4	58	26-144	1.5-8.7	54-307	45	60	69/72	1030/2447	1150/2712
	7	102	25-143	1.5-8.7	54-303	45	60	69/72	1030/2447	1150/2712
	10	145	24-125	1.4-7.5	52-265	45	60	69/72	1030/2447	1150/2712
	13	188	23-99	1.3-5.9	51-210	45	60	69/72	1030/2447	1150/2712
GA 55 VSD	4	58	26-172	1.5-10.3	54-365	55	75	69/72	1145/2524	1305/2877
	7	102	25-172	1.5-10.3	54-363	55	75	69/72	1145/2524	1305/2877
	10	145	24-152	1.4-9.1	52-322	55	75	69/72	1145/2524	1305/2877
	13	188	44-128	2.6-7.7	93-271	55	75	69/72	1145/2524	1305/2877
GA 75 VSD	4	58	40-247	2.4-14.8	85-523	75	100	69/70	1680/3703	1830/4034
	7	102	38-245	2.3-14.7	81-519	75	100	69/70	1680/3703	1830/4034
	10	145	36-201	2.2-12.1	76-426	75	100	69/70	1680/3703	1830/4034
	13	188	33-171	2.0-10.3	70-362	75	100	69/70	1680/3703	1830/4034
GA 90 VSD	4	58	41-286	2.5-17.2	87-606	90	125	73/74	1730/3813	1880/4145
	7	102	38-285	2.3-17.1	81-604	90	125	73/74	1730/3813	1880/4145
	10	145	36-241	2.2-14.5	76-511	90	125	73/74	1730/3813	1880/4145
	13	188	32-200	1.9-12.0	68-424	90	125	73/74	1730/3813	1880/4145

Maximum working pressure for VSD machines: 13 bar(e) (188 psig)

## FLOW CHARTS





### Driven by innovation

With more than 135 years of innovation and experience, Atlas Copco delivers the products and services to help maximize your company's efficiency and productivity. As a global industry leader, we are dedicated to offering high air quality at the lowest possible cost of ownership. Through continuous advancements, we strive to safeguard your bottom line and bring you peace of mind.



### Local interaction

Atlas Copco Compressors LLC is headquartered in Rock Hill, SC. Our 187,000 sq. ft. manufacturing plant is one of several Atlas Copco production units across the U.S., including a custom design facility in Houston, TX. We take the best possible care of our customers through four regional customer centers and appointed authorized distributors, supported by a 131,000 sq. ft. distribution center and a network of field based personnel throughout the country. Across all of our different business types and brands, Atlas Copco employs approximately 3,300 people in the U.S.



### Committed to sustainability

In 2010, Atlas Copco was named one of the Top 100 Sustainable Companies in the World for the fifth consecutive year. Through our Water for All organization, Atlas Copco is committed to supporting projects that supply clean water to those who need it most. Visit [www.water4all.org](http://www.water4all.org) for more information. All Atlas Copco Compressors facilities in the United States are triple certified to ISO 14001, ISO 9001 and OHSAS 18001; a set of standards to protect the environment, ensure product quality, and promote our employees' health and occupational safety.

[www.atlascopco.us](http://www.atlascopco.us)  
**866-344-4887**

